

PRODUCT REQUIREMENTS SPECIFICATION

FOR

IT7200 Set Top Box

Prepared by:

Atlanta DTH, Inc.

RM. 7E Lian Ye Building No. 299 South WU LU MU QI RD
Xu Hui Dist. Shanghai, China 200031

Tel: (86) 021-51586399, Fax: (86) 021-51586362

	Function	Date	Signature
Prepared By: Teresa Teng	ADTH		
Approved By: Michael Belardo	ABS-CBN		

PROPRIETARY NOTICE

The information/data furnished in this document shall not be duplicated, used or disclosed in whole or in part for any purposes other than to which it was intended. However, if a contract is awarded in connection with the submission of such information/data, the customer shall have the right to duplicate, use, or disclose this information data for programmatic reasons, to the extent provided in the contract. This restriction does not limit the customer's right to use such information/data if it is obtained from another source.

1 Specification

Function	Specifications
Chipset Clock speed FLASH RAM	MSTAR 7856 (U4) 500MHz, 800DMIPS 128M NAND Flash DDR2 - 128 MB
Video Decoding	MPEG-2 MP@HL,MP@ML MPEG-4.2 ASP@L5 (720P) H.264 (MPEG-4.10)BP@L3, MP@L4.1, HP@L4.1 , resolution up to 1080p@30fps VC-1 Decoder, supports MP@HL and AP@L3 with resolution up to 1080p@30fps
Copy Protection	Support
Audio Decoding	MPEG-1 MPEG-2 (Layers I,II) AAC, HE-AAC Level 2 and 4 audio decoding
Terrestrial Tuner Input Frequency Range: Channel Bandwidth: Channel assignment: ISDB-T typical Input Level: Input Impedance:	VHF 170-230MHz and UHF 470-862MHz supported 6MHz JAPAN TV broadcasting standard -75dBm to -20dBm 75 ohm nominal
Channel Decoding	ISDB-T

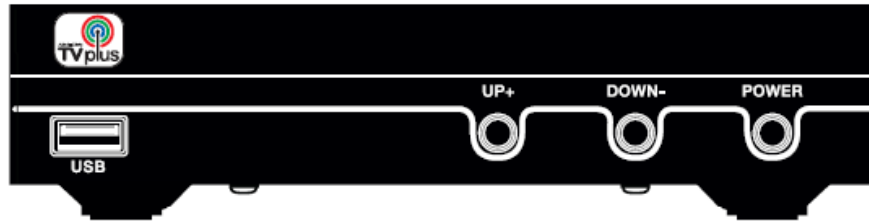
<p>Hardware Requirements</p> <p>Front Panel</p> <p>LED Status indicator</p> <p>Power Button</p> <p>Channel Switch</p> <p>USB Output</p>	<p>Power – Red</p> <p>Standby – Yellow</p> <p>Signal - Green</p> <p>Infrared Remote Control Sensor</p> <p>Power On/Off</p> <p>CH+/ CH-</p> <p>1 x USB Host 2.0</p>
<p>Back Panel</p> <p>ANT IN</p> <p>Video Output</p> <p>Analog Audio Output</p> <p>Power Outlet</p>	<p>Type F (female)</p> <p>CVBS</p> <p>1 x RCA (female) color coded yellow</p> <p>Left & Right audio</p> <p>2 x RCA (female) color coded red & white</p> <p>Power Outlet</p>
<p>External Power Supply</p> <p>Input</p> <p>Output</p>	<p>AC 100-240 V, 50- 60 Hz</p> <p>DC 12V/1.0A</p>
<p>Label and Certification</p> <p>Safety & Emissions Certification</p> <p>Serial Number Marking</p> <p>Serial Number Barcode Label</p>	<p>PS</p> <ul style="list-style-type: none"> - On bottom of IRD unit - On side panel of IRD unit - On bottom of IRD unit - On side panel of IRD unit
<p>Unit Details</p> <p>Dimensions</p> <p>Storage Temperature</p> <p>Operating Temperature</p> <p>Humidity</p> <p>Weight</p>	<p>180mm(L) x 110mm(W) x 45MM(H)</p> <p>-10°C to + 60 °C</p> <p>0 °C to +45°C</p> <p>10% to 85%</p> <p>0.6 Kg</p>

Functionality Requirements

Req #	Technical Requirements	
1.	Startup after power failure in power on mode	Power on and tuned to first channel (CH 1).
2.	Startup after power failure in standby mode	Power on and tuned to first channel (CH 1).
3.	Software Upgrade	<p>The unit shall be capable of secure over-the-air software and USB upgrades.</p> <p>The unit shall be able to perform forced update and manual update.</p>
4.	EPG Management	The unit shall be able to support 7 days of EPG storage.
5.	OSD Language Requirements	English
6.	ISDB-T SD	Enable users to watch ISDB-T channels in SD
7.	Conditional Access	Verimatrix CAS
8.	Emergency Warning	Receiving Warning information in the stream to activate the buzzer

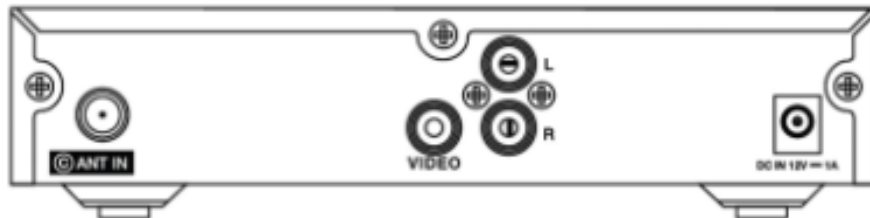
1.1 Set-top-box Design

1.1.1 Set-top-box Front View



1.1.2 Set-top-box Rear Panel

The actual product will be black




1.1.3 Set-top-box Side Panel

Set top box to have SN on one side and Hotline sticker on the other side

Hotline Sticker:



Serial Number Sticker



1.1.4 Infrared Remote Control

A remote control will be included with the STB.




1.1.5 Accessories

- Carton Box
- User's Guide
- Remote Control
- Power Adapter
- 2 * AAA Batteries for the remote control
- 1.5 M Interconnect RCA (3 RCA connectors on each end)
- 5 M Alternative Antenna

1.1.6 User's Manual

Dimensions: 10 cm (width) x 17 cm (height)
Sample warranty card page with serial number.



CUT HERE

TVplus **ASN: V17200044133714**

Ang karamdaman ng form na ito ay para sa pamalagay* ng Young ABS-CBN TVplus Marketing Black Box.

CUSTOMER INFORMATION
Kumpletuhin ang mga sumusunod, at buhat ang bahaging ito sa imong agripi o retail personnel.

Pangalan ng Subscorber (First Name, Middle Name, Surname) _____
 Pangalan ng Retail Agent _____
 Pangalan ng Retail Personnel, kung mayroon (Retail Personnel) _____
 Pangalan ng Retail Agent o Retail Personnel (Retail Personnel) _____

Address (Address) _____
 Phone No./Fax No. _____
 Email Address _____

Business/Office/Store Name _____
 City/State/Zip Code _____
 Telephone No. (Home/Office) _____
 Mobile Number _____
 Cellphone Number _____

Subscription Type/Package _____
 Service Number _____
 Account Number _____

Installation Date _____
 Month / Day / Year _____

Signature (Retail) _____
 Retail Black Box
 *For your security, bear in mind the following conditions.

FOR TVPLUS USE ONLY
 Saan ninyo itatili ang copy ng ABS-CBN TV plus Marketing Black Box?
 Home-to-Home Agent
 Retail Personnel
 Kung saan Retail Personnel, magbigay ng pangalan ng Retail Personnel at Branch/Office.
 Pangalan ng Retail Agent o Retail Personnel _____

1.1.7 Packaging

